

Scaled data based on original data using
LM-79-08 Approved Method: Electrical and Photometric Measurements of Solid-
State Lighting Products

Test Report Prepared for
Cooper Lighting Solutions
(formerly Eaton)

Brand: INVUE

Report Number: P673652

Luminaire Tested: **CCP-SA-1C-722-U-SL2-HSS**

Issue Date: 04/16/2023



Test Information

Test Method: LM-79-08
Report Number: P673652
Test Lab: INNOVATION CENTER(G1)
Issue Date: 04/16/2023
Manufacturer: COOPER LIGHTING SOLUTIONS (FORMERLY EATON)
Product Line: INVUE
Catalog Number: CCP-SA-1C-722-U-SL2-HSS
Description: INVUE CLEAR CURVE POLE MOUNT Light Square Luminaire @615mA w/ SL2 distribution lens and House Side Shield
Light Source: (16) 2200K CCT, 70 CRI LEDS
Ballast/Driver: ELECTRONIC DRIVER

Summary

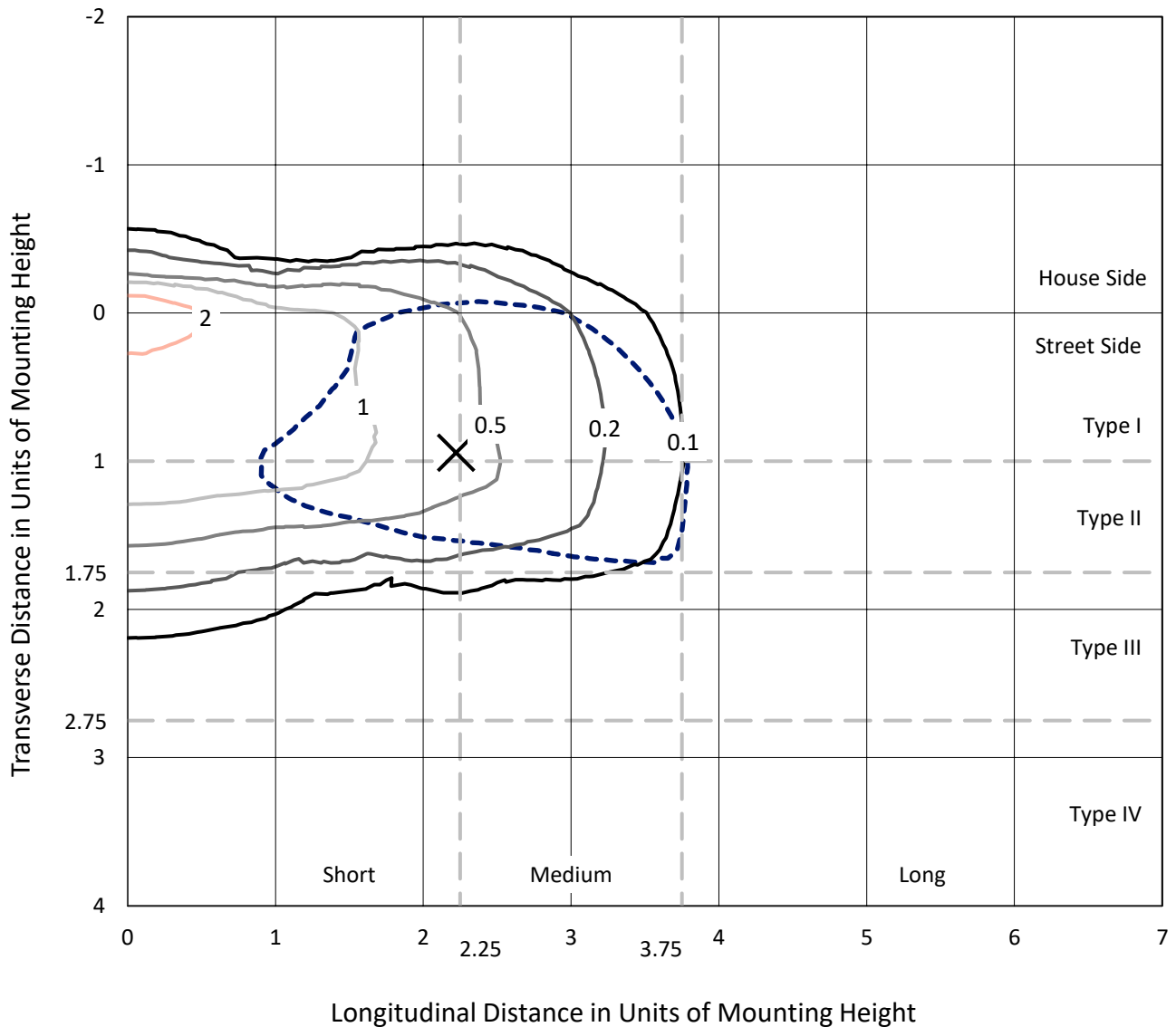
Lumens per Lamp: N/A
Luminaire Lumens: 2678.1 lumens
Efficiency: N/A
Efficacy: 83.7 lumens/watt
Luminous Opening: Rectangular (W 1' x L: 0.5' x H: 0')
IES Classification: Type II - Short
BUG Rating: B1 - U0 - G1

Input Watts (W): 32
Input Voltage (V): 120
Input Current (Ain): NR
Voltage Rise (V): NR
Power Factor: NR
Total Harmonic Distortion (THDi): NR
Frequency (hertz): 60
Stabilization Time: NR
Operation Time: NR
Ambient Temperature (°C): NR
Test Distance: 25 FT

REPORT NUMBER: P673652
 CATALOG NUMBER: CCP-SA-1C-722-U-SL2-HSS

Iso-Footcandle Lines of Horizontal Illumination

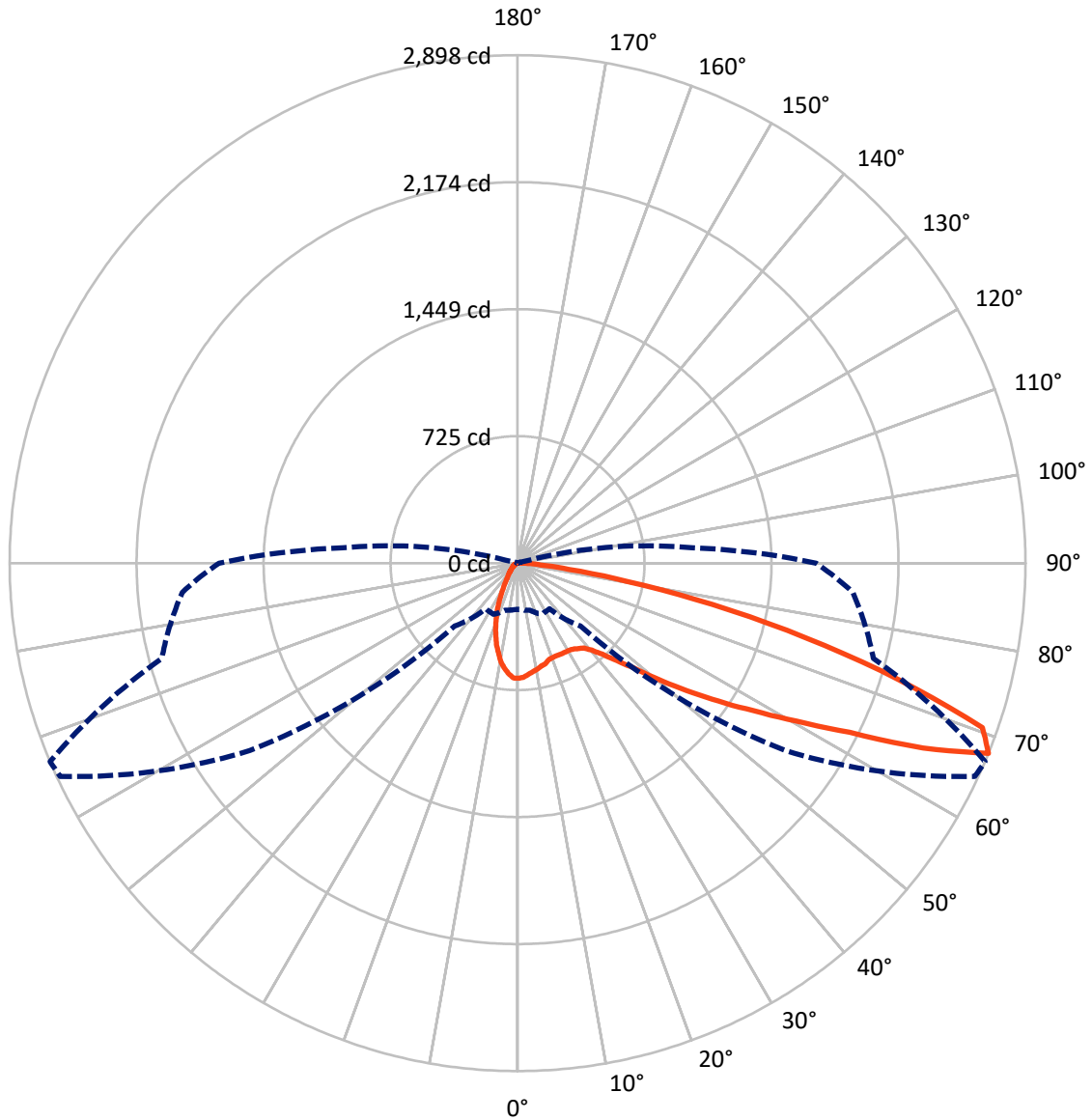
× Max cd
 - - - 1/2 Max cd



Based on 15 foot mounting height. Maximum calculated value = 2.9 fc
 Type II - Short - N/A

REPORT NUMBER: P673652
CATALOG NUMBER: CCP-SA-1C-722-U-SL2-HSS

Luminous Intensity Polar Plot



— Vertical Plane Through 67-Deg Lateral - - - Horizontal Cone Through 67.5-Deg Vertical

REPORT NUMBER: P673652

CATALOG NUMBER: CCP-SA-1C-722-U-SL2-HSS

FLUX DISTRIBUTION:

		Downward	Upward	Total
House Side	Lumens	337.1	0.0	337.1
	% Fixture	12.6	0.0	12.6
Street Side	Lumens	2341.1	0.0	2341.1
	% Fixture	87.4	0.0	87.4
Total	Lumens	2678.1	0.0	2678.1
	% Fixture	100.0	0.0	100.0

Coefficient of Utilization

ZONAL LUMENS:

Zone	Lumens	% Fixture
0°-10°	55.3	2.1
10°-20°	123.0	4.6
20°-30°	174.8	6.5
30°-40°	254.6	9.5
40°-50°	394.0	14.7
50°-60°	604.7	22.6
60°-70°	655.5	24.5
70°-80°	369.8	13.8
80°-90°	46.5	1.7
90°-100°	0.0	0.0
100°-110°	0.0	0.0
110°-120°	0.0	0.0
120°-130°	0.0	0.0
130°-140°	0.0	0.0
140°-150°	0.0	0.0
150°-160°	0.0	0.0
160°-170°	0.0	0.0
170°-180°	0.0	0.0
0°-90°	2678.1	100.0
0°-180°	2678.1	100.0



REPORT NUMBER: P673652

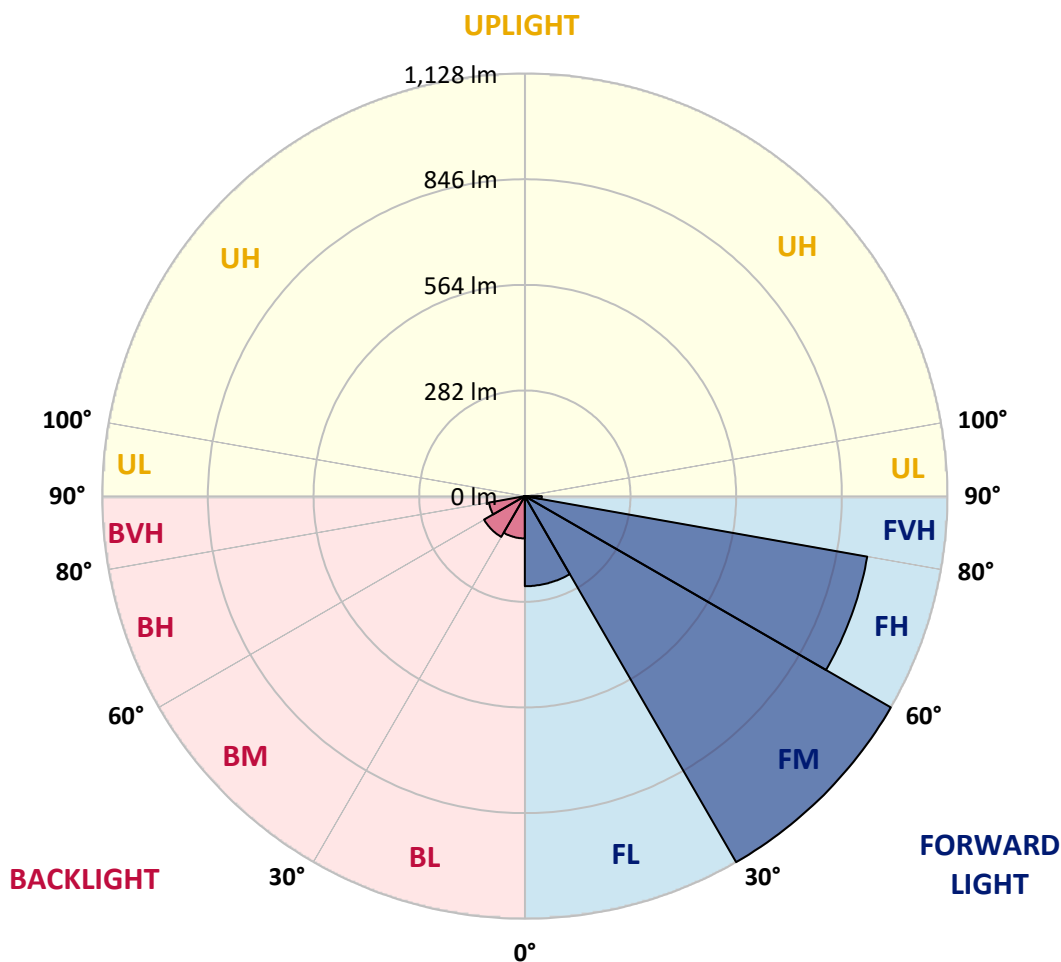
CATALOG NUMBER: CCP-SA-1C-722-U-SL2-HSS

LUMINAIRE CLASSIFICATION SYSTEM LUMEN TABLE AND BUG RATING:

Zone	Lumens	% Fixture	Zone Rating/Lumen Limit		
			B	U	G
FL (0°-30°)	240.3	9.0			
FM (30°-60°)	1127.7	42.1			
FH (60°-80°)	927.9	34.6			G1/1800
FVH (80°-90°)	45.1	1.7			G1/100
BL (0°-30°)	112.8	4.2	B1/500		
BM (30°-60°)	125.5	4.7	B0/220		
BH (60°-80°)	97.4	3.6	B0/110		G0/110
BVH (80°-90°)	1.3	0.0			G0/10
UL (90°-100°)	0.0	0.0		U0/0	
UH (100°-180°)	0.0	0.0		U0/0	

BUG Rating: B1-U0-G1

Type II Short





REPORT NUMBER: P673652
 CATALOG NUMBER: CCP-SA-1C-722-U-SL2-HSS

CANDELA DISTRIBUTION (FULL):

	0°	5°	15°	25°	35°	45°	55°	65°	67°	75°	85°
0°	656.9	656.9	656.9	656.9	656.9	656.9	656.9	656.9	656.9	656.9	656.9
2.5°	628.5	631.7	636.2	642.7	647.2	644.6	646.6	657.5	651.7	656.9	654.3
5°	593.7	596.9	603.3	602.7	607.9	617.5	630.4	644.6	638.2	653.7	659.5
7.5°	557.5	556.2	556.2	569.8	580.8	594.3	601.4	624.6	625.3	638.8	653.0
10°	524.6	528.5	534.9	540.1	550.4	569.8	590.4	608.5	615.6	642.7	646.6
12.5°	504.6	506.5	514.3	518.8	532.4	551.1	573.0	596.2	602.0	629.8	648.5
15°	496.2	500.7	503.3	511.7	518.8	536.2	552.4	578.8	595.6	617.5	640.8
17.5°	502.7	500.7	502.0	504.6	513.0	528.5	545.9	572.4	578.2	615.0	649.8
20°	511.1	511.7	507.8	506.5	504.6	519.5	533.6	567.8	574.3	615.0	655.6
22.5°	533.6	526.5	533.6	523.3	513.0	519.5	533.0	568.5	573.0	614.3	661.4
25°	561.4	562.7	564.6	542.7	527.8	523.3	537.5	570.4	574.3	619.5	664.0
27.5°	600.8	606.6	596.9	585.9	556.2	533.6	536.9	569.1	576.2	616.9	670.4
30°	653.7	649.2	650.4	625.3	596.2	560.7	551.7	572.4	577.5	620.1	682.7
32.5°	699.5	694.3	703.4	694.3	648.5	599.5	569.1	578.8	584.6	627.9	693.0
35°	727.9	734.3	748.5	758.2	719.5	649.8	598.2	596.2	598.8	631.7	700.8
37.5°	771.8	783.4	795.0	819.5	786.0	711.7	644.0	618.8	614.3	650.4	704.6
40°	819.5	816.3	850.5	879.5	878.2	798.9	707.9	658.8	652.4	680.1	730.5
42.5°	859.5	856.3	894.4	942.1	947.3	882.7	780.8	715.6	709.8	725.9	762.1
45°	911.8	914.4	959.5	1016.3	1035.0	993.7	879.5	796.9	793.7	788.5	822.1
47.5°	958.2	972.4	1011.2	1078.3	1146.0	1108.6	995.7	915.7	893.1	881.5	915.0
50°	990.5	1003.4	1050.5	1122.1	1246.0	1269.9	1126.0	1042.1	1042.8	1014.4	1032.5
52.5°	990.5	989.9	1027.9	1122.1	1315.7	1438.3	1300.2	1201.5	1206.7	1177.0	1178.3
55°	895.0	893.1	939.5	1039.5	1308.0	1600.3	1564.2	1403.5	1390.6	1333.2	1339.0
57.5°	720.8	725.3	760.8	880.8	1207.3	1675.8	1878.4	1630.6	1586.7	1468.0	1468.0
60°	525.9	522.0	548.5	632.4	967.3	1647.4	2136.5	1898.4	1829.4	1579.6	1562.9
62.5°	400.1	399.4	406.5	434.9	613.7	1436.4	2247.5	2239.1	2126.8	1689.3	1665.5
65°	323.3	324.6	334.3	354.3	374.9	979.5	2188.8	2645.7	2543.1	1852.6	1774.5
67.5°	263.9	267.1	278.8	322.0	317.5	507.2	1864.2	2878.6	2898.0	2101.7	1921.0
70°	203.3	208.4	222.0	283.3	305.9	337.5	1292.5	2762.4	2814.1	2256.5	1832.6
72.5°	138.1	137.4	166.5	229.7	309.1	309.1	719.5	2224.9	2274.0	2080.4	1591.9
75°	74.9	79.4	110.3	173.6	283.3	298.8	409.8	1628.0	1697.1	1617.7	1231.2
77.5°	40.7	41.3	61.3	113.6	235.5	285.2	273.6	1107.3	1134.4	975.7	674.3
80°	21.3	21.9	32.3	74.2	162.6	264.6	227.8	660.1	634.3	374.3	222.6
82.5°	9.7	10.3	16.1	46.5	103.9	208.4	196.8	318.8	294.2	104.5	67.8
85°	3.9	3.9	7.1	27.7	60.7	102.6	168.4	160.0	133.6	31.6	33.6
87.5°	1.3	1.3	1.9	11.0	24.5	61.3	89.7	84.5	58.1	11.6	18.1
90°	0.0	0.0	0.0	0.0	0.0	0.0	0.0	0.0	0.0	0.0	0.0



REPORT NUMBER: P673652
 CATALOG NUMBER: CCP-SA-1C-722-U-SL2-HSS

CANDELA DISTRIBUTION (continued):

	90°	95°	105°	115°	125°	135°	145°	155°	165°	175°	180°
0°	656.9	656.9	656.9	656.9	656.9	656.9	656.9	656.9	656.9	656.9	656.9
2.5°	651.7	658.8	656.9	655.6	643.3	642.1	640.8	629.1	633.0	623.3	629.8
5°	655.6	659.5	649.2	629.8	612.4	593.0	578.2	567.8	549.1	542.0	540.7
7.5°	651.7	651.7	630.4	599.5	565.3	533.6	493.6	465.2	444.0	427.8	433.6
10°	646.6	638.8	616.9	562.0	500.1	452.3	394.9	353.0	321.4	311.0	304.6
12.5°	646.6	633.0	584.0	509.1	429.1	356.8	288.4	233.6	203.3	185.2	182.6
15°	640.8	620.8	560.1	459.4	360.1	262.0	183.9	136.8	111.0	103.9	101.3
17.5°	642.1	618.2	524.6	400.7	279.4	174.2	112.3	86.5	80.0	76.8	77.4
20°	644.6	618.2	493.0	343.3	201.3	108.4	77.4	72.9	69.7	68.4	69.0
22.5°	653.0	605.9	460.7	284.6	136.2	78.1	68.4	63.9	61.3	59.4	58.7
25°	654.3	604.0	429.8	226.5	93.6	65.8	60.0	54.8	51.6	49.0	48.4
27.5°	652.4	595.6	386.5	168.4	70.3	58.7	51.0	45.8	41.3	39.4	38.7
30°	659.5	580.1	349.7	121.3	59.4	51.0	43.2	37.4	33.6	31.0	31.0
32.5°	660.1	566.6	309.1	86.5	54.2	45.2	36.8	30.3	26.5	25.2	25.2
35°	660.8	554.3	263.9	65.8	48.4	38.7	30.3	25.2	22.6	20.6	20.6
37.5°	662.7	545.3	222.6	55.5	43.2	32.9	25.2	20.6	18.1	17.4	17.4
40°	666.6	533.0	179.4	49.0	37.4	27.7	21.3	17.4	14.8	14.2	13.6
42.5°	676.9	529.8	143.3	43.9	33.6	23.2	17.4	14.2	12.3	11.0	10.3
45°	719.5	538.2	111.0	40.7	28.4	19.4	14.8	11.6	9.0	8.4	7.7
47.5°	789.2	565.9	87.8	36.1	23.9	16.1	12.3	9.0	7.1	6.5	5.8
50°	895.0	629.1	71.6	32.3	20.0	13.6	9.7	7.1	5.2	4.5	4.5
52.5°	1033.7	714.3	61.9	28.4	16.1	11.6	7.7	5.2	3.9	3.2	3.2
55°	1175.7	815.0	58.1	24.5	13.6	9.7	5.8	3.9	2.6	1.9	1.9
57.5°	1306.0	880.2	56.1	20.0	11.6	7.1	4.5	2.6	1.3	0.6	0.6
60°	1387.4	927.9	50.3	16.1	9.0	5.8	3.2	1.3	0.6	0.0	0.0
62.5°	1494.5	976.3	41.3	12.3	6.5	3.9	1.9	0.6	0.0	0.0	0.0
65°	1635.8	1030.5	32.3	9.7	5.2	2.6	1.3	0.6	0.0	0.0	0.0
67.5°	1703.5	1002.1	21.9	7.1	3.2	1.3	0.6	0.0	0.0	0.0	0.0
70°	1568.0	844.0	15.5	5.2	1.9	0.6	0.6	0.0	0.0	0.0	0.0
72.5°	1318.3	661.4	11.6	3.2	1.3	0.6	0.0	0.0	0.0	0.0	0.0
75°	971.8	413.6	9.0	2.6	1.3	0.0	0.0	0.0	0.0	0.0	0.0
77.5°	515.6	154.2	6.5	1.9	0.6	0.0	0.0	0.0	0.0	0.0	0.0
80°	152.3	45.2	4.5	1.3	0.6	0.0	0.0	0.0	0.0	0.0	0.0
82.5°	50.3	13.6	2.6	1.3	0.6	0.0	0.0	0.0	0.0	0.0	0.0
85°	25.8	5.2	1.3	1.3	0.6	0.0	0.0	0.0	0.0	0.0	0.0
87.5°	14.8	1.9	1.3	1.3	0.6	0.0	0.0	0.0	0.0	0.0	0.0
90°	0.0	0.0	0.0	0.0	0.0	0.0	0.0	0.0	0.0	0.0	0.0

(END OF REPORT)